

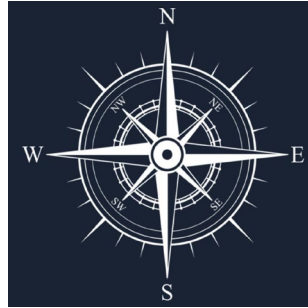
Initiating a StationMD Visit



Call 1-877-STATMDS

Registration for the telemedicine visit:

- Person's name, date of birth, and location
- Callback number
- Reason for call
- Vital signs (T, HR, BP, RR, Pulse Ox)



**Navigator sets up
Telemedicine Visit**

**Navigator will call you to help
connect your device to the visit
and to confirm:**

- Fax number
- Current list of meds and allergies
- Pharmacy (name & zip code)



**Start the Telemedicine
Visit with the Provider**

**Launch StationMD Icon and standby
for the provider:**

- Join with Video and Audio
- After the visit, documentation sent
 - Via fax
 - Entered into your electronic health record (if StationMD has access)
 - Through our portal (if designated to have access)

Have device turned on, charged, and connected to WiFi prior to initiating visit



HOW TO CONTACT STATIONMD 24/7

**FIRST STEP FOR EACH VISIT IS TO CALL
1-877-STATMDS (1-877-782-8637)**

In the rare event a member of our team is unable to answer, please leave a message with your name, provider name (if applicable), direct contact number, and reason for the call.

A member of our team will call you back within 15 minutes

TIPS & REMINDERS	
VITALS	Have ready to provide to at time of call if available
FAX	Have fax # handy if applicable
MED INFO	Have current list of meds & allergies available
PHARMACY	Know name & zip code
EKO	<i>If purchased, charge through wall, NOT tablet or station</i>
EQUIPMENT	Email techsupport@stationmd.com or leave a message at 908-663-2929 option #2 to report any equipment issues
OTHER	If there are any issues in reaching 1-877-STATMDS please call the administrator on call at 201-688-0003

We want to encourage everyone to utilize StationMD and feel comfortable accessing a physician when needed. Our team of Visit Navigators are available to assist you with each call. If additional training is needed, please call 908-663-2929 option #3 or email training@stationmd.com.

How to Download and Use the StationMD Mobile App



Search “StationMD” in the Google Play or Apple App Store



<https://play.google.com/store/apps/details?id=com.stationmd.stationmd>

<https://apps.apple.com/us/app/stationmd/id1476404286>

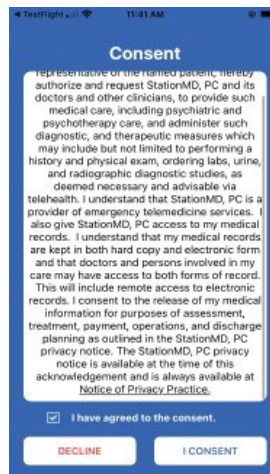
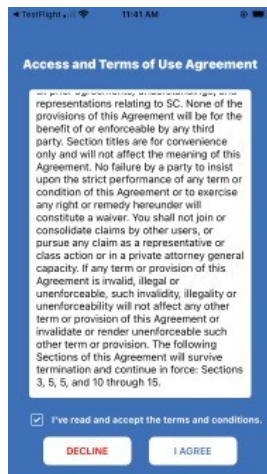


Starting your telemedicine visit

To initiate any visit, make sure you call **1-877-782-8637** first. When you are ready to start the visit, locate the app on your device and open it up to get started



Review and agree to both the Terms of Use & Consent screens when using the app for the first time only.



2

Enter a name
(This is what
the doctor will
see when you
join the visit).

*This name can
be changed later
on the Menu
screen *

3

Tap "Add Site"

If you already have a QR
code, you can tap "add
site" to enter. If you
don't have a QR code,
you will be given a
mobile app token when
you call.

Once you enter your
token, you can tap
"Add Site" to enter.

Once the site is
entered, it will appear
in your list of sites.

4

Enter your
mobile app
token (or
scan QR
code). This
only needs
to be done
once per
site.

5

Wait for
the doctor
to start the
visit.